

# EmStat 4R™

POTENTIOSTAT | GALVANOSTAT | IMPEDANCE ANALYZER (optional)



## Contents

Desktop performance in a rugged enclosure.....	3
Supported Techniques .....	4
Measurement Specifications .....	5
System Specifications .....	6
EmStat4R EIS Accuracy Contour Plot .....	8
Standard EmStat4R Kit .....	9
PSTrace: Software for Windows .....	10
EmStat4R works with MethodSCRIPT™ .....	11
Software Development Kits for .NET .....	13
PStouch: App for Android .....	13

➤ See for more information:  
[www.palmsens.com/es4r](http://www.palmsens.com/es4r)

## Desktop performance in a rugged enclosure

The EmStat4R is a portable USB-powered and wireless Potentiostat, Galvanostat, and optional Frequency Response Analyser (FRA) for Electrochemical Impedance Spectroscopy (EIS). The EmStat4R is great for (sensor) applications that require low currents, from 30 mA down to picoamps, such as sensor applications.



## Ideal for sensor applications

The Connection Module can be exchanged by the user with a Connection Module suitable for using Screen Printed Electrodes (SPE). This allows for transforming your lab instrument with cell cable to a cable-less solution for use in the field.

### Main Specifications

▪ potential range	±3 V
▪ max. compliance voltage	±5 V
▪ current ranges	1 nA to 10 mA (8 ranges)
▪ max. current	±30 mA
▪ electrode connections (SNS module)	WE, RE, CE, and ground 2 mm banana pins

### SPE Connection Module

▪ sensor pitch	2.54 mm
▪ electrode connections	RE, WE, CE
▪ allowed sensor thickness	Between 0.1 mm and 0.8 mm
▪ maximum sensor width	11 mm

See section *System Specifications* on page 6 for more detailed specifications.

## Supported Techniques

The EmStat4R supports the following electrochemical techniques:

### Voltammetric techniques

- Linear Sweep Voltammetry LSV
- Cyclic Voltammetry CV
- Fast Cyclic Voltammetry FCV
- AC Voltammetry ACV

### Pulsed techniques

- Differential Pulse Voltammetry DPV
- Square Wave Voltammetry SWV
- Normal Pulse Voltammetry NPV

These methods can all be used in their stripping modes which are applied for (ultra-) trace analysis.

### Amperometric techniques

- Chronoamperometry CA
- Zero Resistance Amperometry ZRA
- Chronocoulometry CC
- MultiStep Amperometry MA
- Fast Amperometry FAM
- Pulsed Amperometric Detection PAD

### Galvanostatic techniques

- Linear Sweep Potentiometry LSP
- Chronopotentiometry CP
- MultiStep Potentiometry MP
- Open Circuit Potentiometry OCP

### Other

- Mixed Mode MM
- Potentiostatic and Galvanostatic Impedance spectroscopy EIS/GEIS
  - at fixed frequency or frequency scan vs
    - fixed potential or fixed current
    - scanning potential or scanning current
    - time
- Fast EIS/GEIS FEIS/FGEIS  
Very low interval fixed-frequency measurements

MethodSCRIPT™ allows for developing custom techniques. See page 12 for more information.



## Measurement Specifications

The following table shows limits for some technique-specific parameters.

	Parameter	Min	Max
All techniques (unless otherwise specified)	▪ Conditioning time	0	4000 s
	▪ Deposition time	0	4000 s
	▪ Equilibration time	0	4000 s
	▪ Step potential	LR: 0.100 mV HR: 0.183 mV	250 mV
	▪ N data points	3	1 000 000
▪ NPV ▪ DPV	▪ Scan rate	LR: 0.1 mV/s (100 $\mu$ V step) HR: 0.1 mV/s (183 $\mu$ V step)	1 V/s (5 mV step)
	▪ Pulse time	0.4 ms	300 ms
▪ SWV	▪ Frequency	1 Hz	1250 Hz
▪ LSV ▪ CV	▪ Scan rate	LR: 0.01 mV/s (100 $\mu$ V step) HR: 0.01 mV/s (183 $\mu$ V step)	500 V/s (200 mV step)
▪ FCV	▪ Scan rate	LR: 0.1 mV/s (100 $\mu$ V step) HR: 0.01 mV/s (183 $\mu$ V step)	500 V/s (50 mV step)
	▪ N averaged scans	1	65535
	▪ N equil. scans	0	65535
▪ PAD	▪ Interval time	50 ms	4294 s
	▪ Pulse time	1 ms	1 s
	▪ N data points	3	1 000 000 (> 100 days at 10 s interval)
▪ CA ▪ CP ▪ OCP	▪ Interval time	0.4 ms	4294 s
	▪ Run time	1 ms	> year
▪ MM ▪ MA ▪ MP	▪ N cycles	1	20000
	▪ N levels	1	255
	▪ Level switching overhead time	~1 ms (typical)	-
	▪ Interval time	50 ms	4294 s
▪ FAM	▪ Interval time	1 $\mu$ s	60 s
	▪ Run time	3 $\mu$ s	34 days (60 s interval) 50 ms (1 $\mu$ s interval)
	▪ N data points	3	50000
▪ Fast EIS	Interval time between points at fixed frequency	~1 ms (typical)	-

## System Specifications

General	
▪ dc-potential range	±3 V
▪ compliance voltage	±5 V
▪ maximum current	±30 mA
▪ max. data acquisition rate	1M samples/s
▪ control loop bandwidth (stability setting)	320 Hz, 3.2 kHz, 30 kHz or 570 kHz
▪ current follower bandwidth	23 Hz in 1 nA and 10 nA range 2.3 kHz in 100 nA and 1 uA range 230 kHz in 10 uA and 100 uA range > 500 kHz in ranges 1 mA and higher

Potentiostat (controlled potential mode)	
▪ applied potential resolution	100 $\mu$ V
▪ applied potential accuracy	$\leq 0.2\% \pm 1$ mV offset
▪ current ranges	1 nA to 10 mA (8 ranges)
▪ measured current resolution	0.009% of CR (92 fA on 1 nA range)
▪ measured current accuracy	< 0.2% of current $\pm 20$ pA $\pm 0.2\%$ of range

Galvanostat (controlled current mode)	
▪ current ranges	10 nA, 1 $\mu$ A, 100 $\mu$ A, 10 mA (4 ranges)
▪ applied dc-current	$\pm 3 * CR$ (current range)
▪ applied dc-current resolution	0.01% of CR
▪ applied dc-current accuracy	< 0.4% of current $\pm 20$ pA $\pm 0.2\%$ of range
▪ potential ranges	50 mV, 100 mV, 200 mV, 500 mV, 1 V
▪ measured dc-potential resolution	96 $\mu$ V (1 V) 48 $\mu$ V (500 mV) 19.2 $\mu$ V (200 mV) 9.6 $\mu$ V (100 mV) 4.8 $\mu$ V (50 mV)
▪ measured dc-potential accuracy	$\leq 0.2\%$ potential, $\pm 1$ mV offset

FRA / EIS (impedance measurements)	
▪ frequency range	10 $\mu$ Hz to 200 kHz
▪ ac-amplitude range	1 mV to 900 mV rms, or 2.5 V p-p

## GEIS (galvanostatic impedance measurements)

▪ frequency range	10 $\mu$ Hz to 100 kHz
▪ ac-amplitude range	0.9 * CR A rms

## Electrometer

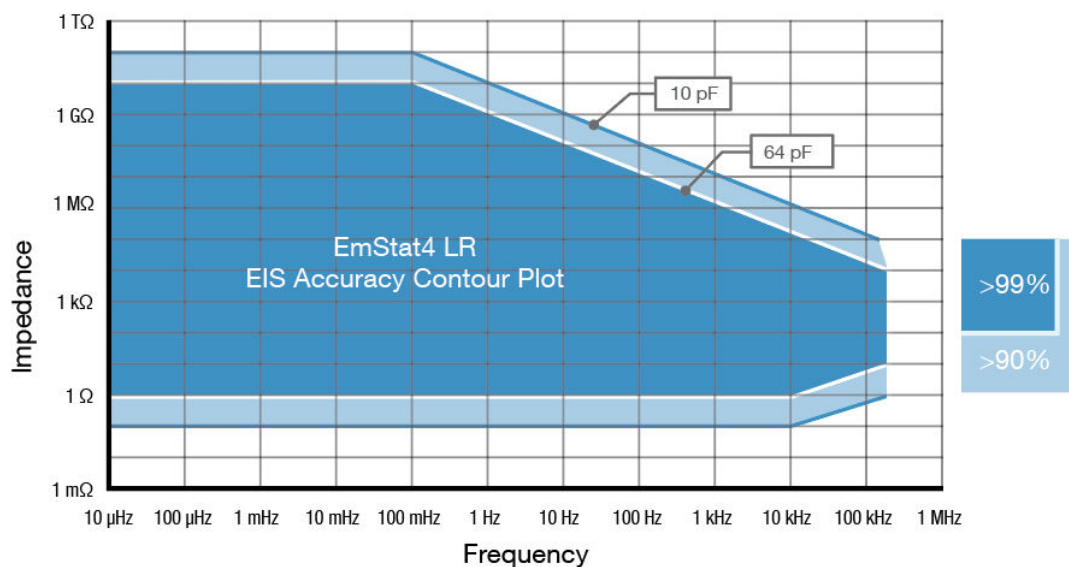
▪ electrometer amplifier input	> 1 T $\Omega$ // 10 pF
▪ bandwidth	500 kHz

## Other

▪ communication	USB-C or Bluetooth
▪ housing	aluminium body only: 11.1 x 6.0 x 2.7 cm with rubber sleeve: 11.8 x 6.8 x 3.3 cm
▪ weight	~310 g
▪ power source	USB-C or internal LiPo battery
▪ battery life	Connected via Bluetooth: ~3 hours with cell @ 10 mA current ~5 hours with cell off
▪ internal storage space	500 MB, equivalent to >15M datapoints or ~1000 measurement files (whichever comes first)



## EmStat4R EIS Accuracy Contour Plot



### Note

The accuracy contour plots were determined with an ac-amplitude of  $\leq 10$  mV rms for all limits, except for the high impedance limit, which was determined using an ac-amplitude of 250 mV. The standard 1 meter cell cables were used. Please note that the true limits of an impedance measurement are influenced by all components in the system, e.g. connections, the environment, and the cell.



## Standard EmStat4R Kit

A standard EmStat4R kit includes a rugged carrying case with:

- EmStat4R instrument with SNS Connection Module (for use with 1 m cell cable) or SPE Connection Module (for use with Screen Printed Electrodes)
- USB-C cable
- 1 meter cell cable with 2 mm banana pins
- Dummy Cell

Optional:

- Optional additional SNS or SPE Connection Module

Also included:

- PStace software for Windows (on USB drive)
- Manual (hardcopy)
- Quick Start document
- Calibration report



Default SNS Connection Module for use with our standard 1 meter cell cable with 2 mm pins.

Optional SPE Connection Module for use with Screen Printed Electrodes (SPEs).



## PSTrace: Software for Windows

PSTrace is designed to get the most out of your instrument right after installation, without going through a long learning period. It has three modes: the Scientific mode which allows you to run all the techniques our instruments have to offer, and two dedicated modes for Corrosion analysis and the Analytical Mode. The Analytical Mode is designed for use with (bio)sensors and allows you to do concentration determinations. Extensive help files and prompts guide the user through a typical analysis.

Switch between plots if curves with different units are available.

Setup your measurement easily and get immediate feedback on validity of parameters.

Click on a measurement for detailed information or generating new curves.

Quickly toggle the visibility of curves or groups of curves.

## Scripting

The intuitive script editor allows for easily creating a sequence of measurements or other tasks, by means of dragging and dropping actions in a list.

Script Comments

Common Advanced

Electrochemistry

- Measurement
- Cell
- SetCurrent
- ReadCurrent
- SetPotential
- ReadPotential

Generic

- NewPlot
- Wait
- Repeat
- FindPeaks
- FastMode

External IO

- SetChannel
- NextChannel
- PrevChannel
- Stimer
- SetAnalog
- ReadAuxiliary

Cell

Repeat 1

- SetPotential 1.000 V
- Wait 5 seconds
- Measurement PSDiffPulse (DPV)
- FindPeaks

Find peaks

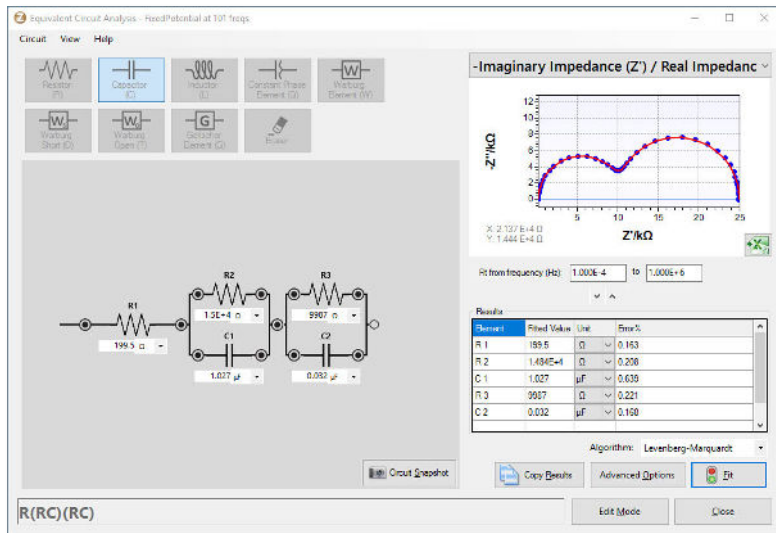
Mode: Use window

Number of peaks: 1

Window for Peak 1

Left: -0.200 Right: 0.200

Output will be saved in: C:\Users\Niels van Velzen\CloudStation\PSData\scriptout...

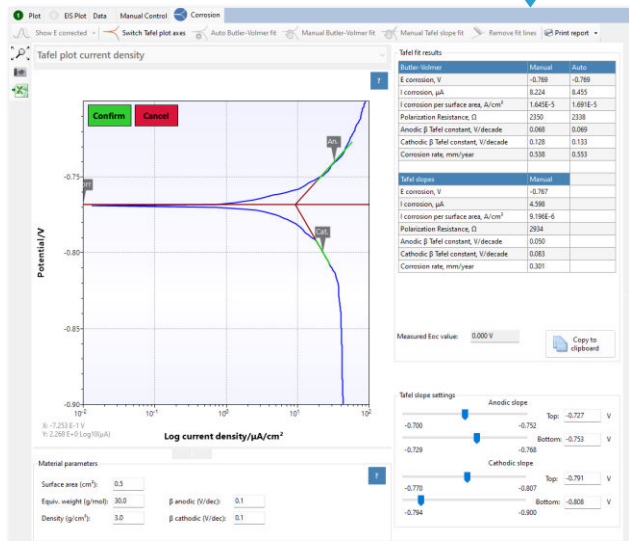


Use the graphical editor to draw the equivalent circuit or enter the CDC directly.

Corrosion mode for Tafel plot analysis and other corrosion data analysis.

## Other functions in PSTrace

- Concentration determination
- Advanced peak search algorithms
- Open your data in Origin and Excel with one click of a button
- Save all available curves, measurement data and methods to a single file
- Load measurements from the internal storage
- Direct validation of method parameters
- Run custom MethodSCRIPTS™



## Integration with third party software

- Excel
- Origin
- Matlab
- ZView



## Minimum System Requirements

- Windows 7, 8, 10 or 11
- 1 GHz or faster 32-bit (x86) or 64-bit (x64) processor
- 2 GB RAM (32-bit) or 4 GB RAM (64-bit)
- Screen resolution of 1280 x 800 pixels

➤ See for more information:  
[www.palmsens.com/pstrace](http://www.palmsens.com/pstrace)

## EmStat4R works with MethodSCRIPT™

The MethodSCRIPT™ scripting language is designed to integrate our instruments and potentiostat (modules) effortlessly in your hardware setup, product, or experiment.

MethodSCRIPT™ gives you full control over your potentiostat. The simple script language is parsed on-board the instrument and allows for running all supported electrochemical techniques, making it easy to combine different measurements and other tasks.

MethodSCRIPT™ can be generated, edited, and executed in PStace.

MethodSCRIPT features include:

- Use of variables
- (Nested) loops and conditional logic support
- User code during a measurement iteration
- Exact timing control
- Simple math operations on variables (add, sub, mul, div)
- Digital I/O, for example for waiting for an external trigger
- Logging results to internal storage or external SD card
- Reading auxiliary values like pH or temperature
- and many more...

```
1 e
2 var c
3 var p
4 #Select bandwidth of 40 for 10 points per second
5 set_max_bandwidth 40
6 #Set current range to 1 mA
7 set_range ba 1m
8 #Enable autoranging, between current of 100 uA and 1 mA
9 set_autoranging ba 100u 1m
10 #Turn cell on for measurements
11 cell_on
12 #equilibrate at -0.5 V for 5 seconds, using a CA measurement
13 meas_loop_ca p c -500m 500m 5
14   pck_start
15   pck_add p
16   pck_add c
17   pck_end
18 endloop
19 #Start LSV measurement from -0.5 V to 1.5 V, with steps of 10 mV
20 #and a scan rate of 100 mV/s
21 meas_loop_lsv p c -500m 1500m 10m 100m
22   #Send package containing set potential and measured WE current.
23   pck_start
24   pck_add p
25   pck_add c
26   pck_end
27   #Abort if current exceeds 1200 uA
28   if c > 1200u
29     abort
30 endloop
31 #Turn off cell when done or aborted
32 on_finished:
33   cell_off
34
```

[Online support on MethodSCRIPT](#)



Write your own software and integrate (generated) MethodSCRIPTs. No libraries needed.

MethodSCRIPT is parsed on-board the instrument. No DLLs or other type of code libraries are required for using MethodSCRIPT™



MethodSCRIPT™

Code examples are available for:



C/C++



Swift



Xamarin



python™



Java

> See for more information:  
[www.palmsens.com/methodscript](http://www.palmsens.com/methodscript)

## Software Development Kits for .NET

Develop your own application in no time for use with any PalmSens instrument or potentiostat (module). Our SDKs are free of charge.



There are three PalmSens Software Development Kits (SDKs) for .NET. Each SDK can be used with any of our instruments or OEM potentiostat modules to develop your own software. The SDK's come with a set of examples that shows how to use the libraries. PalmSens SDKs with examples are available for the following .NET Frameworks:

- WinForms
- Xamarin (Android)
- WPF

Each SDK comes with code examples for:

- Connecting
- Running measurements and plotting data
- Manual control of the cell
- Accessing and processing measured data
- Analyzing and manipulating data
- Peak detection
- Equivalent Circuit Fitting on impedance data
- Saving and loading files

```
/// <summary>
/// Initializes the EIS method.
/// </summary>
/// </summary>
1 reference
private void InitMethod()
{
    _methodEIS = new ImpedimetricMethod();
    _methodEIS.ScanType = ImpedimetricMethod.enumScanT
    _methodEIS.Potential = 0.0f; //0.0V DC potential
    _methodEIS.Eac = 0.01f; //0.01V RMS AC potential a
    _methodEIS.FreqType = ImpedimetricMethod.enumFrequ
    _methodEIS.MaxFrequency = 1e5f; //Max frequency is
    _methodEIS.MinFrequency = 10f; //Min frequency is
    _methodEIS.nFrequencies = 11; //Sample at 11 diffe

    _methodEIS.EquilibrationTime = 1f; //Equilibrates
    _methodEIS.Ranging.StartCurrentRange = new Current
    _methodEIS.Ranging.MinimumCurrentRange = new Curre
    _methodEIS.Ranging.MaximumCurrentRange = new Curre
}
```

➤ See for more information:  
[www.palmsens.com/sdk](http://www.palmsens.com/sdk)

## PStouch: App for Android



PStouch is an app for Android devices compatible with all PalmSens, EmStat and Sensit potentiostats. Your smartphone or tablet connects with the EmStat4R via USB or wireless via Bluetooth.

### PStouch features:

- Setting up and running measurements
- Loading and saving measured curves
- Analyzing and manipulating peaks
- Sharing measurement data directly via any service like email or Dropbox
- Concentration determination by means of Standard Addition or Calibration Curve
- Support for PalmSens accessories such as a Multiplexer or Stirrer
- All method and curve files are fully compatible with PStace software for Windows.

➤ See for more information:  
[www.palmsens.com/pstouch](http://www.palmsens.com/pstouch)



EmStat4R can be re-branded for OEM purposes.  
Contact us about the possibilities.  
See also: [www.palmsens.com/go](http://www.palmsens.com/go)



Please do not hesitate to contact PalmSens for more details: [info@palmsens.com](mailto:info@palmsens.com)

**PalmSens BV**  
**The Netherlands**  
[www.palmsens.com](http://www.palmsens.com)

**DISCLAIMER**

Changes in specifications and typing errors reserved. Every effort has been made to ensure the accuracy of this document. However, no rights can be claimed by the contents of this document.